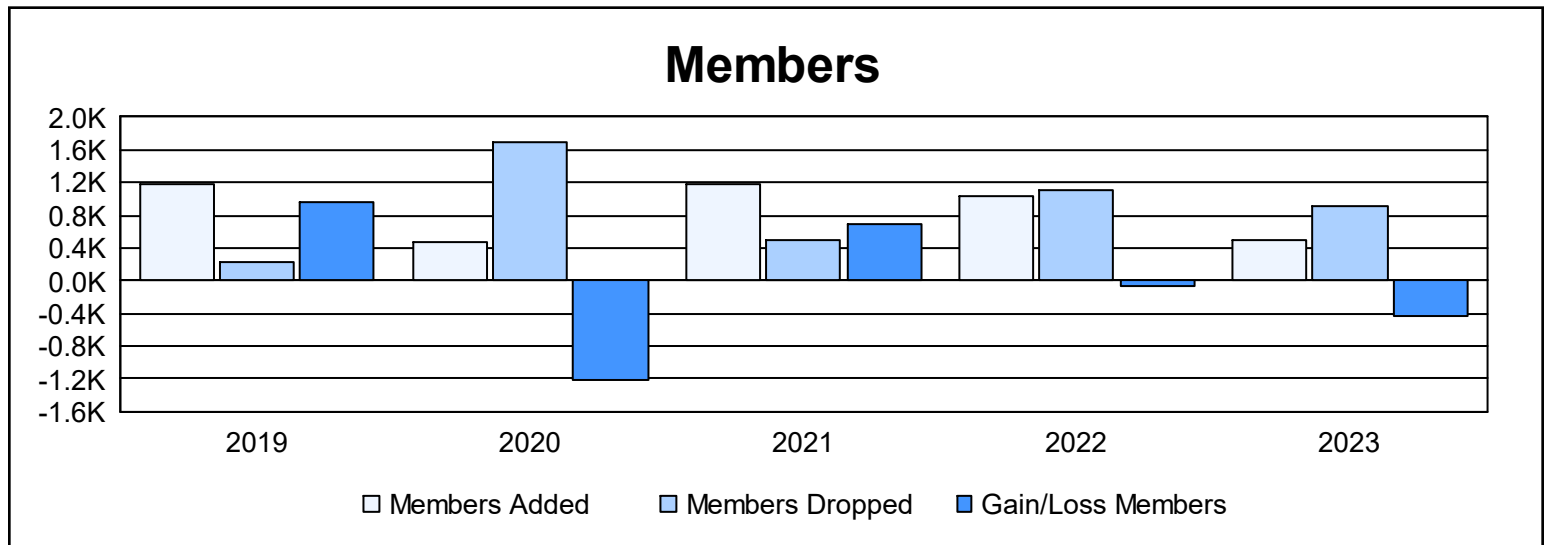
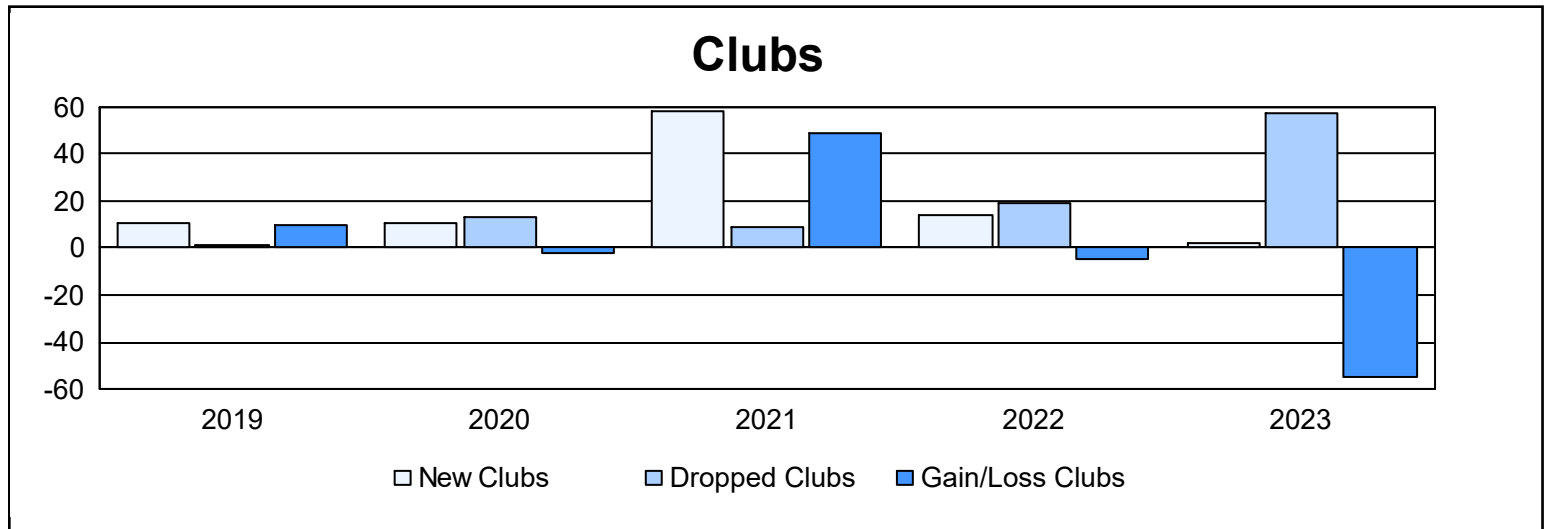
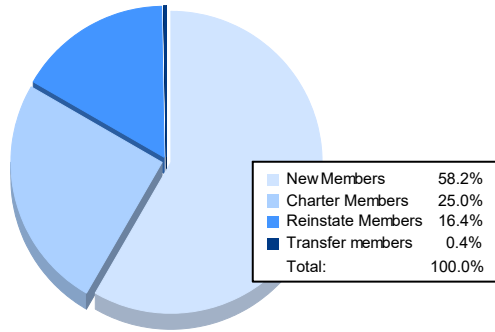


Year	New Clubs	Dropped Clubs	Gain/ Loss Clubs	New Members	Charter Members	Reinstate Members	Transfer Members	Total Member Added	Total Members Dropped	Gain/ Loss Members
2018-2019	11	1	10	802	368	14	8	1,192	235	957
2019-2020	11	13	-2	81	209	165	6	461	1,685	-1,224
2020-2021	58	9	49	170	996	20	1	1,187	487	700
2021-2022	14	19	-5	617	395	23	1	1,036	1,112	-76
2022-2023	2	57	-55	284	122	80	2	488	915	-427
Average	19	20	-1	391	418	60	4	873	887	-14



Membership Composition June 2023 Cumulative



Gender Composition June 2023 Cumulative

